

Dual Arm Full Motion Universal TV Mount
32" - 60"

22PLB110B

FEATURES:



- Full Motion Flexibility - tilt, swivel, and extend your TV for the perfect viewing angle from anywhere in the room
- Wide Tilt & Swivel - tilt -15° to +15°, swivel -45° to +45° for glare reduction and comfort
- Adjustable Extension - extend your TV from 115mm to 515mm from the wall for optimal placement
- Fits Most TVs - compatible with 32"-60" screens, up to 80kg
- Universal Design - works with most popular LCD and LED TVs
- Durable Construction - made from solid heavy gauge steel for stability and longevity
- Integrated Bubble Level - ensures accurate, hassle-free installation
- Easy Installation - includes all mounting hardware and instructions for quick setup

MOUNT TYPE	LCD/LED Wall Mount
MOUNT CLASS	Tilt, Swivel & Reach
COLOUR	Black
SUPPORTED TV SIZE	32" to 60"
WEIGHT RATING	80kg
TILT RATING	-15° to +15°
SWIVEL RATING	-45° to +45°
DISTANCE FROM WALL	115mm - 515mm
VESA COMPATIBILITY	800mm x 400mm
BUBBLE LEVEL	Yes
MATERIAL	Solid Heavy Gauge Powder Coated Steel
PACKAGING	Display Box
WHAT'S INCLUDED	• Mounting Hardware and Manual
WARRANTY	1 Year

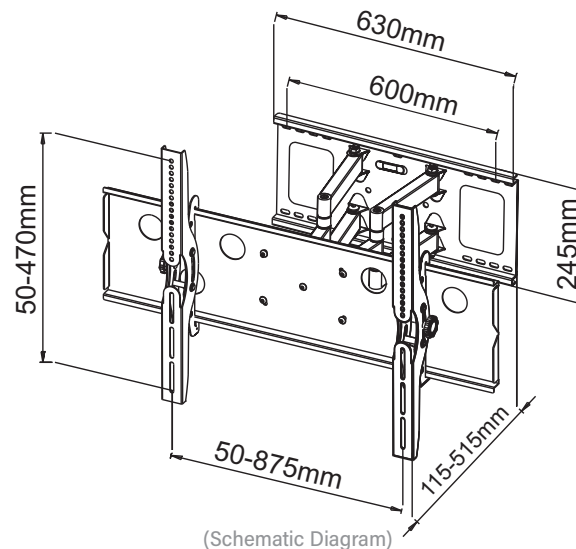
FOR MORE INFORMATION:

☎ 1300 601 915 ✉ orders@bitek.com.au 🌐 www.bitek.com.au

DISTRIBUTED BY: **BITEK PTY LTD**



(Front View)



(Schematic Diagram)